






























































































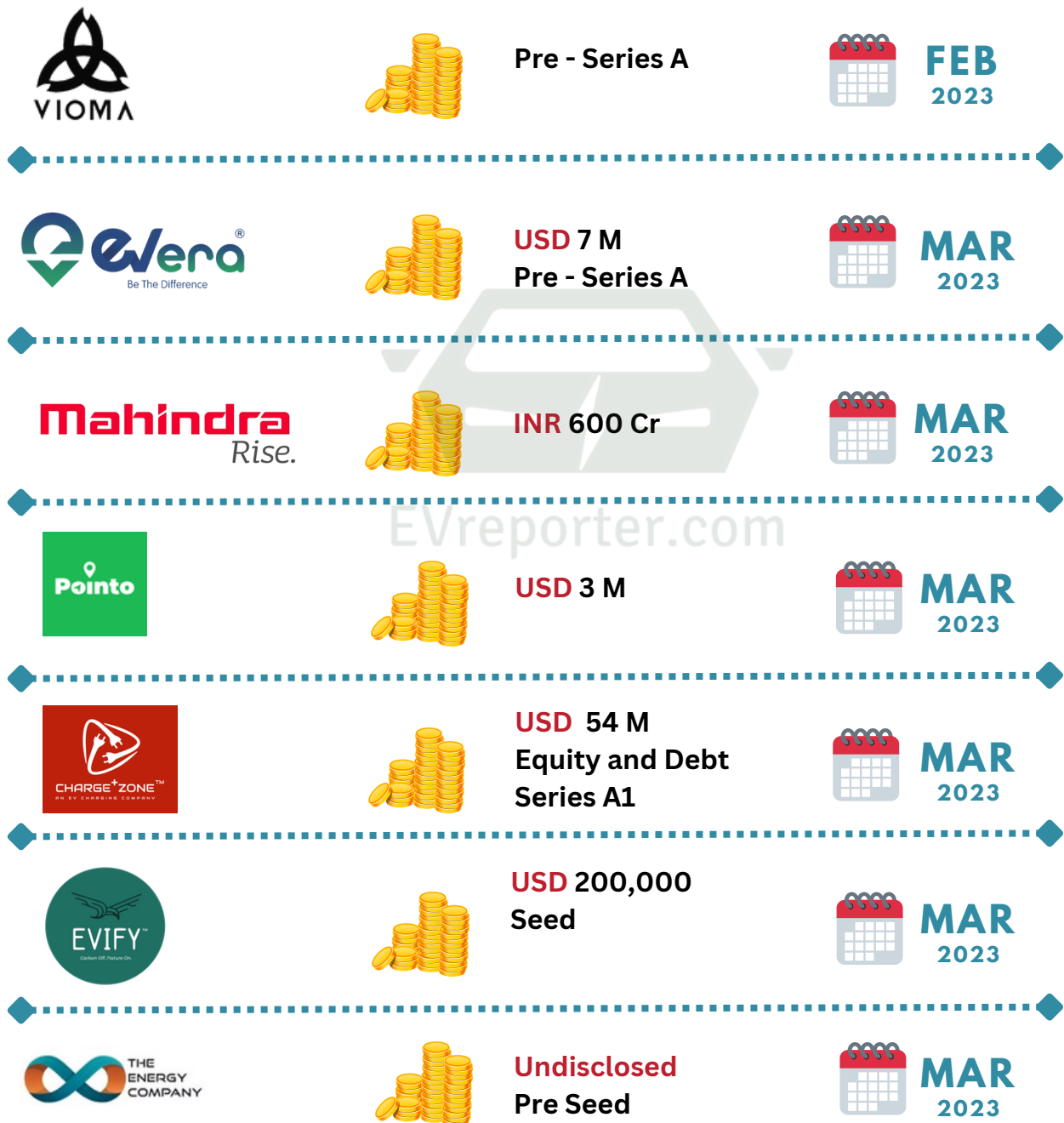
Investment Commitments Secured by Indian EV Companies in FY22-23

		USD 2 M		APR 2022
		USD 128 M Series E		MAY 2022
		USD 25 M Series A		MAY 2022
		USD 220 M		JUN 2022
		USD 25.7 M Series A		JUN 2022
		USD 1.6 M Seed Funding		JUN 2022
		USD 10 M		JUN 2022
		USD 25 M		JUN 2022
		USD 3.1 M		JUN 2022
		Undisclosed amount Seed Funding		JUL 2022

		USD 250 M	 JUL 2022
		INR 80 lakhs Seed Funding	 AUG 2022
		USD 11 M Series A	 AUG 2022
		USD 13 M Series A	 AUG 2022
		USD 10 M Series D	 AUG 2022
		USD 12.5 M Equity and Debt	 AUG 2022
		USD 25 M	 SEP 2022
		USD 60 M Series C	 SEP 2022
		USD 82 M Series B	 SEP 2022
		INR 10 Cr	 SEP 2022

		USD 5.2 M Pre - Series A		OCT 2022
		USD 10 M Series A Equity and Debt		OCT 2022
		INR 24 Cr Pre - Series A		OCT 2022
		USD 2.5 M		NOV 2022
		USD 25 M		NOV 2022
		USD 9 M Debt		NOV 2022
		USD 7 M Pre - Series A1		NOV 2022
		USD 9 M Series A		NOV 2022
		USD 2.2 M Seed Round		NOV 2022
		USD 1.5 M Seed Funding		NOV 2022
		Series D		NOV 2022

		INR 16 Cr Pre - Series A		NOV 2022
		INR 100 Cr for 51% stake		DEC 2022
		INR 7.5 Cr		DEC 2022
		Undisclosed amount in Debt Funding		JAN 2023
		USD 5 M Pre - Series A		JAN 2023
		USD 4.75 M Pre - Series A		JAN 2023
		USD 40 M Equity and Debt Series B		JAN 2023
		USD 20 M Bridge Round		FEB 2023
		USD 25 M Equity and Debt Series B		FEB 2023
		USD 13.8 M Series A		FEB 2023



Disclaimer: The information contained in this infographic is for general information purposes only. While we endeavour to keep the information up to date and correct, we make no representations or warranties of any kind about the completeness, accuracy, reliability or suitability of the information, products, services, or related graphics for any purpose. Any reliance you place on the information is strictly at your own risk.